

QUICK FACTS

| | |
|-------------------------|--------------|
| Index Launch Date: | Nov 23, 2023 |
| Index Base Date: | Apr 29, 2021 |
| Index Base Value: | 100 |
| Index Tax Type: | GTR |
| Index Currency: | ILS |
| Index Reconstitution: | Monthly |
| Index Weighting Type: | Market Cap |
| Constituent Weight Cap: | 6.00% |
| Corporate Weight Cap: | 10.0% |








ELIGIBLE CRITERIA

| | |
|----------------|-----------------|
| Interest Type: | Fixed/No Coupon |
| Linkage Type: | Non Linked |
| Issuer Type: | Corporate |
| Credit Rating: | B- & up |

FUNDAMENTALS

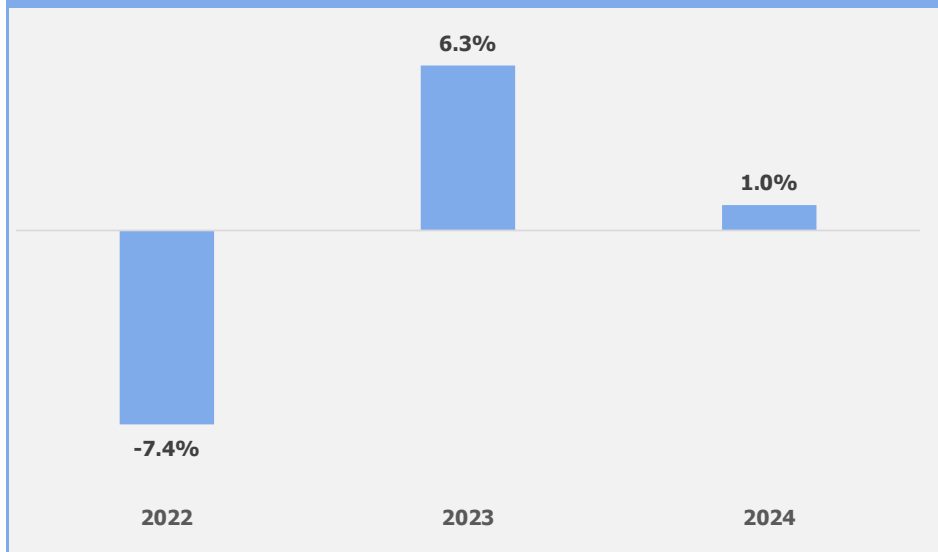
| | |
|-------------------|-------|
| # of Constituents | 19 |
| Modified Duration | 2.77 |
| Yield to Maturity | 5.76% |
| Credit Rating | iiA+ |

SECTORS BREAKDOWN

| | | |
|-----------------------|---|--------------|
| Financials |  | 31.1% |
| Real Estate |  | 25.2% |
| Consumer Disc. |  | 11.9% |
| Industrials |  | 10.1% |
| Energy |  | 10.0% |
| Communications |  | 6.1% |
| Materials |  | 5.6% |

The index is designed to measure the performance of Israeli domiciled non-linked corporate bonds matured on 2028, and replaced by T-Bills until the end of the maturity year (index calculation will be terminated at the end of the maturity year)

ANNUAL PERFORMANCE



HISTORICAL PERFORMANCE & RISK ANALYSIS

| 2024 | Returns | | | Standard Deviation* | | | Sharp Ratio* | | |
|-------------|-------------|-------------|---------|---------------------|-------------|---------|--------------|-------------|---------|
| | 1 Year | 3 Years | 5 Years | 1 Year | 3 Years | 5 Years | 1 Year | 3 Years | 5 Years |
| 1.0% | 5.9% | 0.2% | -- | 3.7% | 3.7% | -- | 0.5 | -0.6 | -- |

* The calculation performed on a daily basis and presented in annual terms. The calculation of Sharpe ratio is based on index currency's relevant central bank rate as a risk-free rate

TOP 10 CONSTITUENTS BY INDEX WEIGHT

| Security Name | Symbol | Index Weight |
|-----------------------|--------------|--------------|
| Cellcom B12 | IL0011430803 | 6.1% |
| Albar B20 | IL0011918328 | 6.1% |
| Amidar B1 | IL0011435851 | 6.1% |
| Delta Galil B1 | IL0062701441 | 6.1% |
| Clal Insurance B1 | IL0011934812 | 6.1% |
| Migdal Fund B9 | IL0011856288 | 6.1% |
| Azorim B14 | IL0071504448 | 6.0% |
| Navitas Petroleum B5 | IL0011979122 | 5.9% |
| Kardan Real Estate B5 | IL0011727257 | 5.9% |
| Harel Issuing B12 | IL0011381634 | 5.8% |